



ಬೃಹತ್ ಬೆಂಗಳೂರು ಮಹಾನಗರ ಪಾಲಿಕೆ
Bruhat Bengaluru Mahanagara Palike



BBMP COVID-19 WAR ROOM BULLETIN – 03.07.2021

BBMP / COVID-19 WAR ROOM / BULLETIN – 467/ 03.07.2021 / #BBMPfightsCOVID19



ABSTRACT OF COVID-19 CASES IN BENGALURU



	MALE	FEMALE	TRANSGENDER	MALE	FEMALE	TRANSGENDER	TOTAL	
	Last 24 Hours	Last 24 Hours	Last 24 Hours	Cumulative	Cumulative	Cumulative	Last 24 Hours	Cumulative
Positive Cases	299	182	0	7,26,353	4,88,825	131	481	12,15,309
Recovered Cases	2,802	1,681	1	7,05,630	4,74,499	103	4,484	11,80,232
Death Cases	5	5	0	9,927	5,735	4	10*	15,666
Total Tests Done	In Last 24 hrs : 64,237					Cumulative : 1,49,59,113		
ACTIVE CASES					19,311			

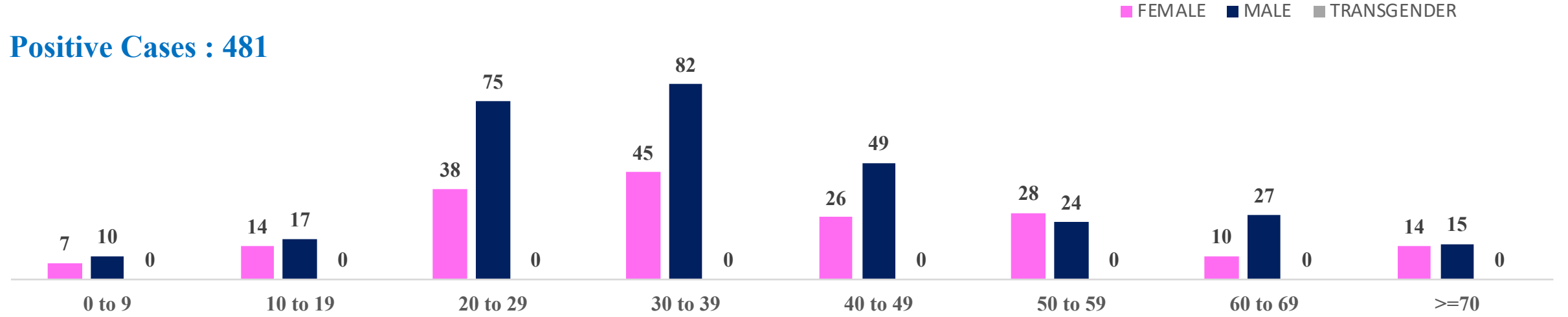
* Covid deaths occurred today : 07 | Covid deaths occurred in last 48 hrs, reported today : 03



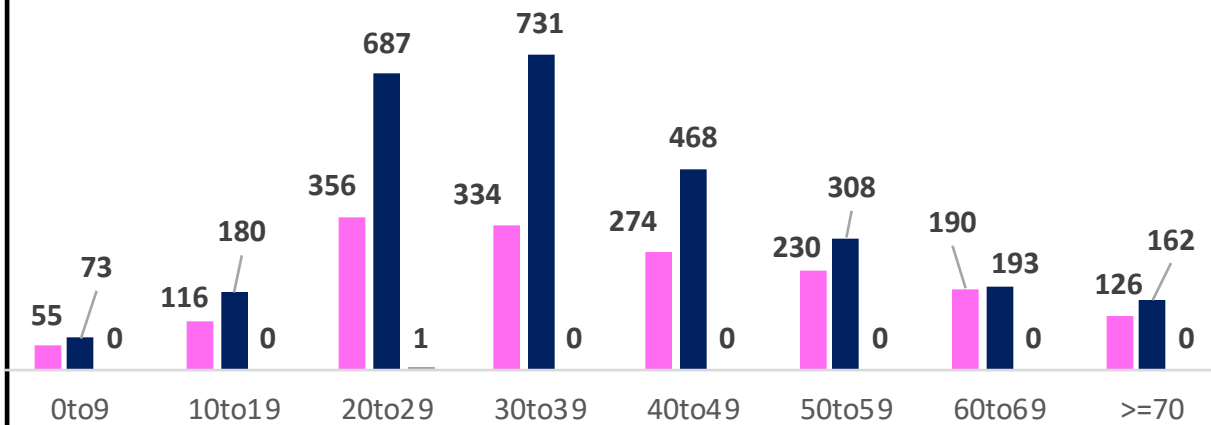
LAST 24 HOURS AGE GROUP AND GENDER WISE DISTRIBUTION



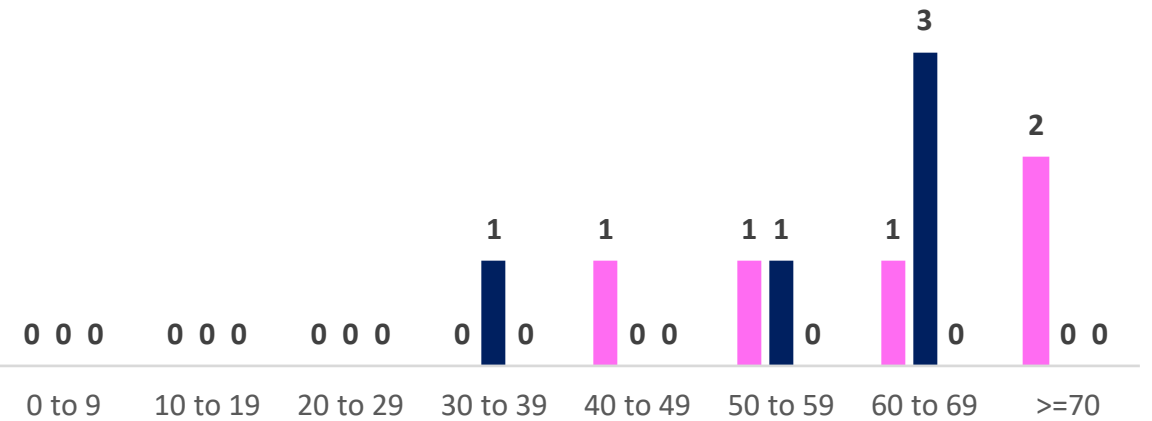
Positive Cases : 481



Recovered Cases : 4,484



Death Cases : 10





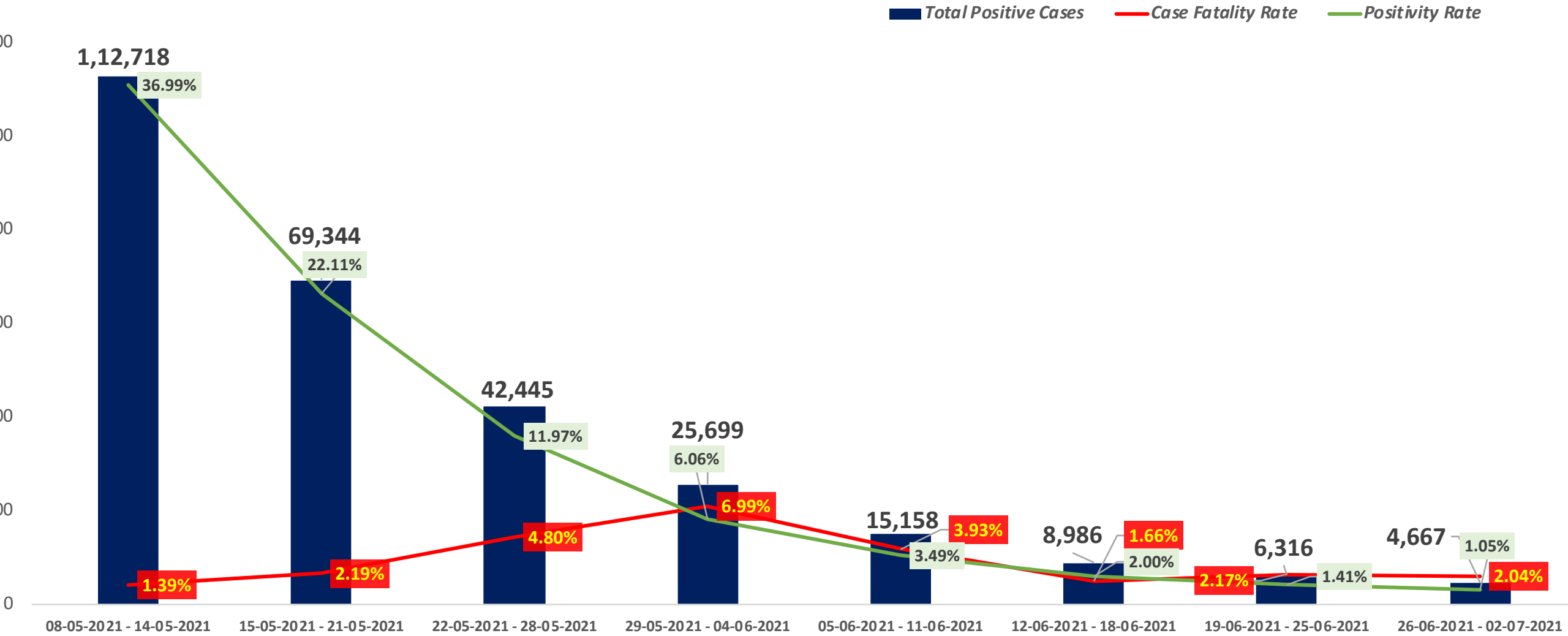
SNAPSHOT OF BENGALURU COVID-19 CASES IN LAST 8 WEEKS



	08/05/21 TO 14/05/21	15/05/21 TO 21/05/21	22/05/21 TO 28/05/21	29/05/21 TO 04/06/21	05/06/21 TO 11/06/21	12/06/21 TO 18/06/21	19/06/21 TO 25/06/21	26/06/21 TO 02/07/21
Total Positive Cases	1,12,718	69,344	42,445	25,699	15,158	8,986	6,316	4,667
Total Recovered Cases	89,117	1,73,504	1,37,343	63,257	50,574	25,369	12,445	51,158
Total Death Cases	1,565	1,516	2,037	1,797	596	149	137	95
Case Fatality Rate	1.39%	2.19%	4.80%	6.99%	3.93%	1.66%	2.17%	2.04%
Total Tests Conducted	3,04,707	3,13,596	3,54,500	4,24,293	4,34,633	4,50,394	4,49,044	4,44,627
Positivity Rate	36.99%	22.11%	11.97%	6.06%	3.49%	2.00%	1.41%	1.05%

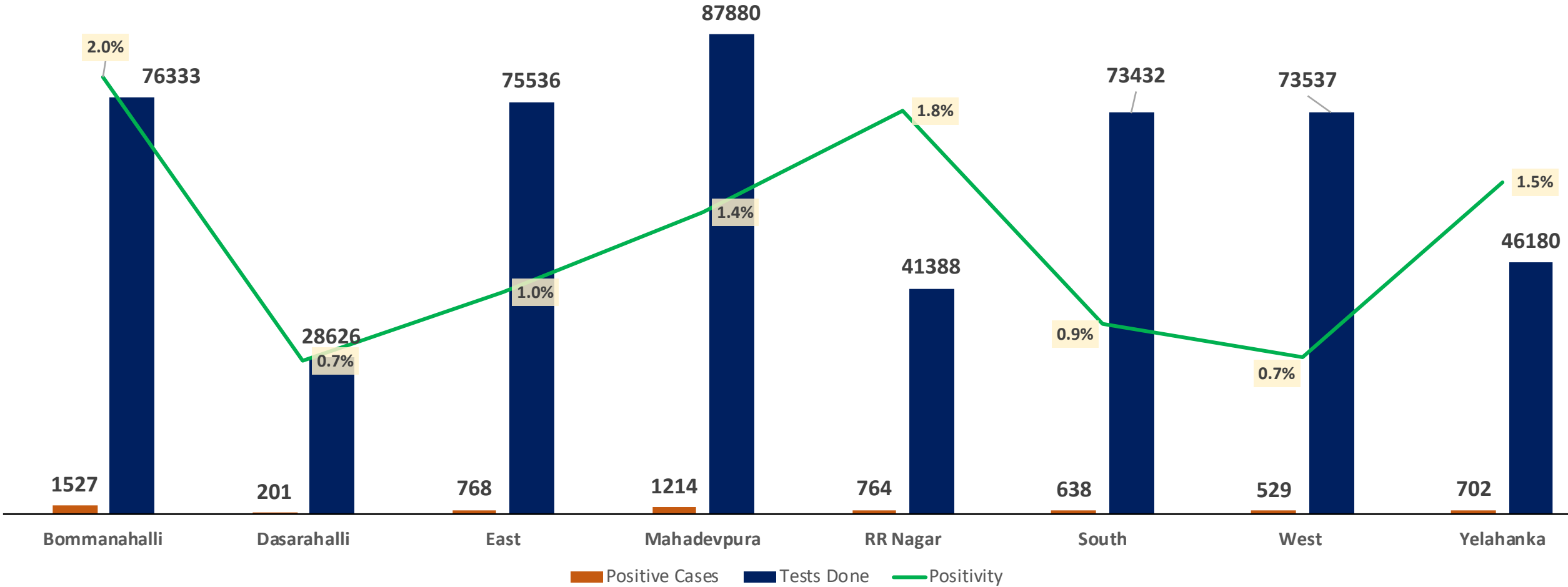


POSITIVITY AND MORTALITY RATE OF BENGALURU – LAST 8 WEEKS



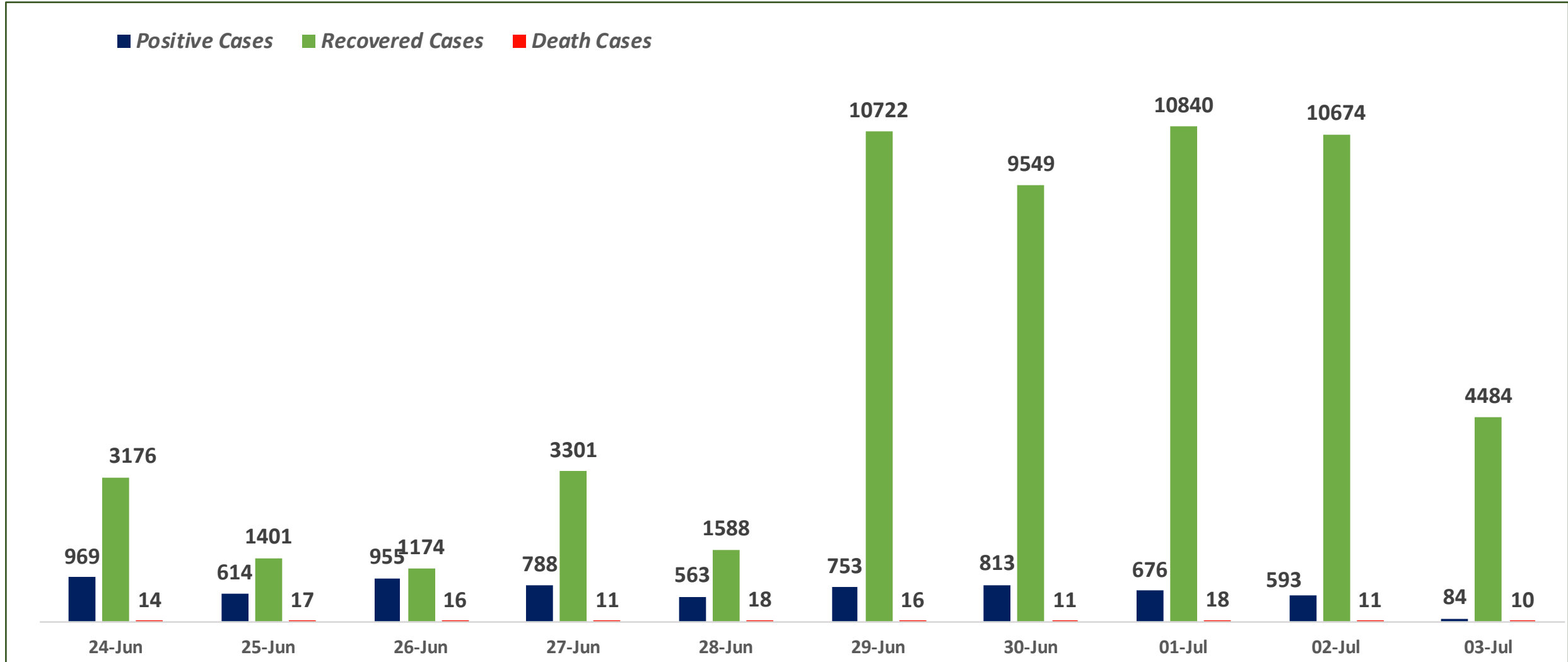


ZONE WISE POSITIVITY TREND IN LAST 10 DAYS





SNAPSHOT OF POSITIVE, RECOVERED AND DEATH CASES OVER LAST 10 DAYS ACROSS BBMP ZONES

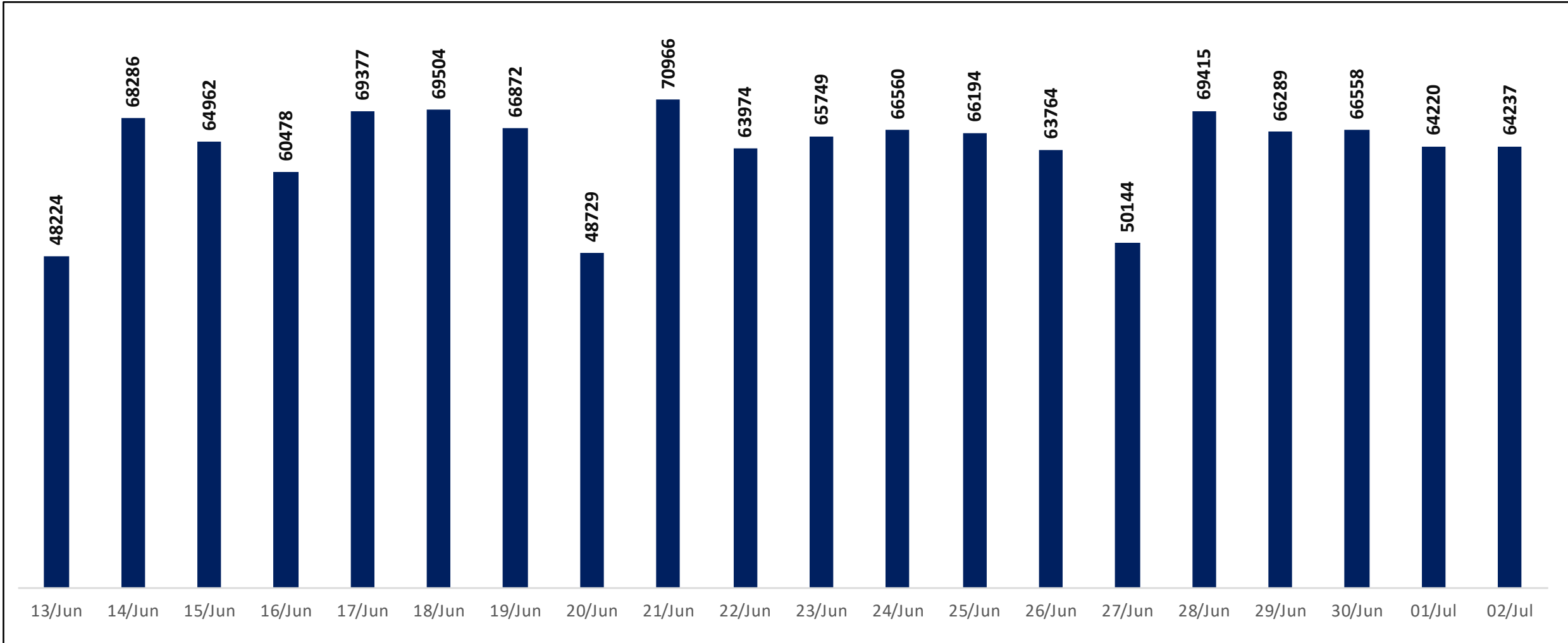




TESTING TRENDS IN BENGALURU

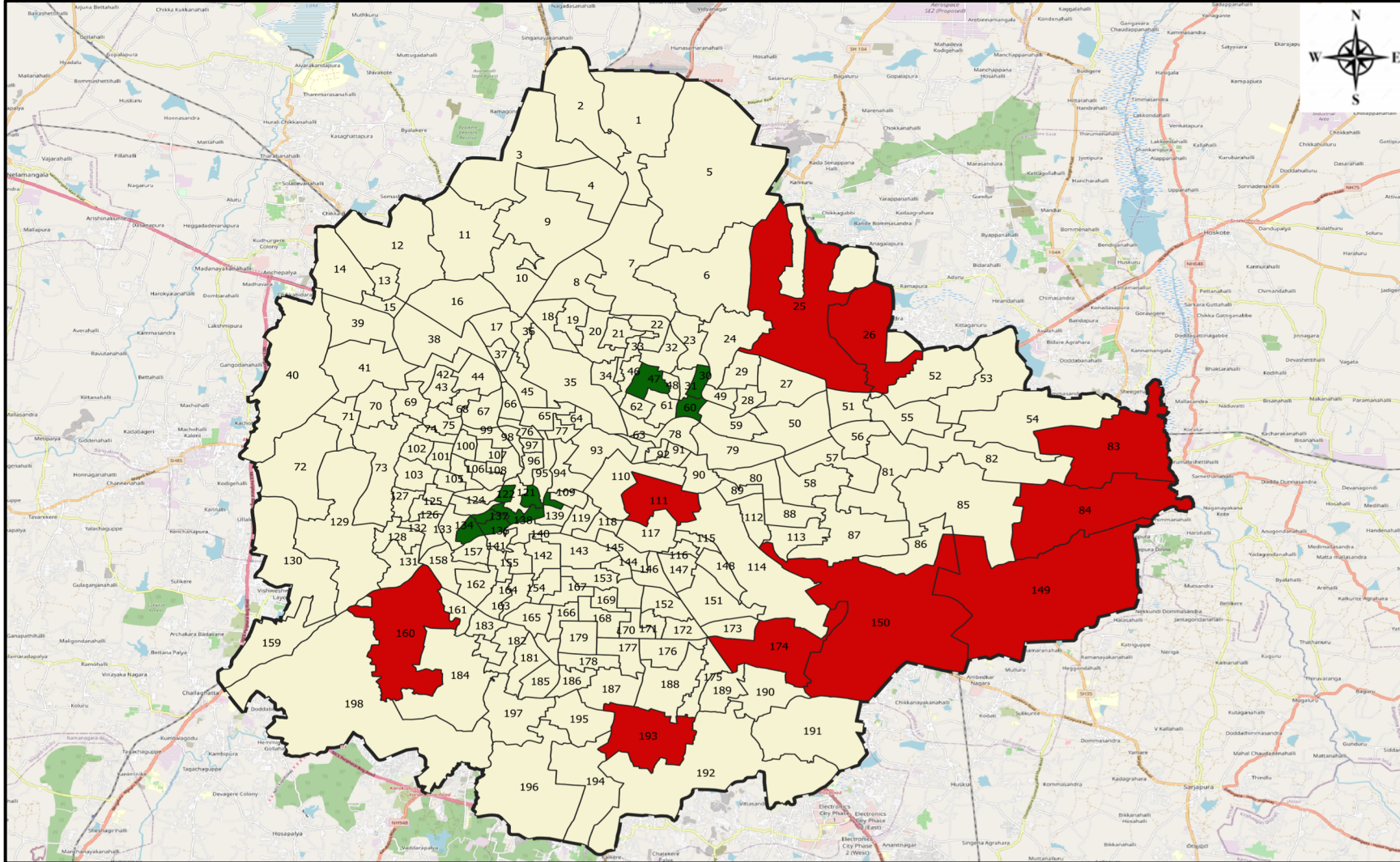


Total Test Conducted Till Date	Test Conducted Last 24 hours
1,49,59,113	64,237





BENGALURU URBAN MAP SHOWING TREND OF POSITIVE CASES IN LAST 10 DAYS



Top 10 wards reporting highest number of positive cases in last 10 days

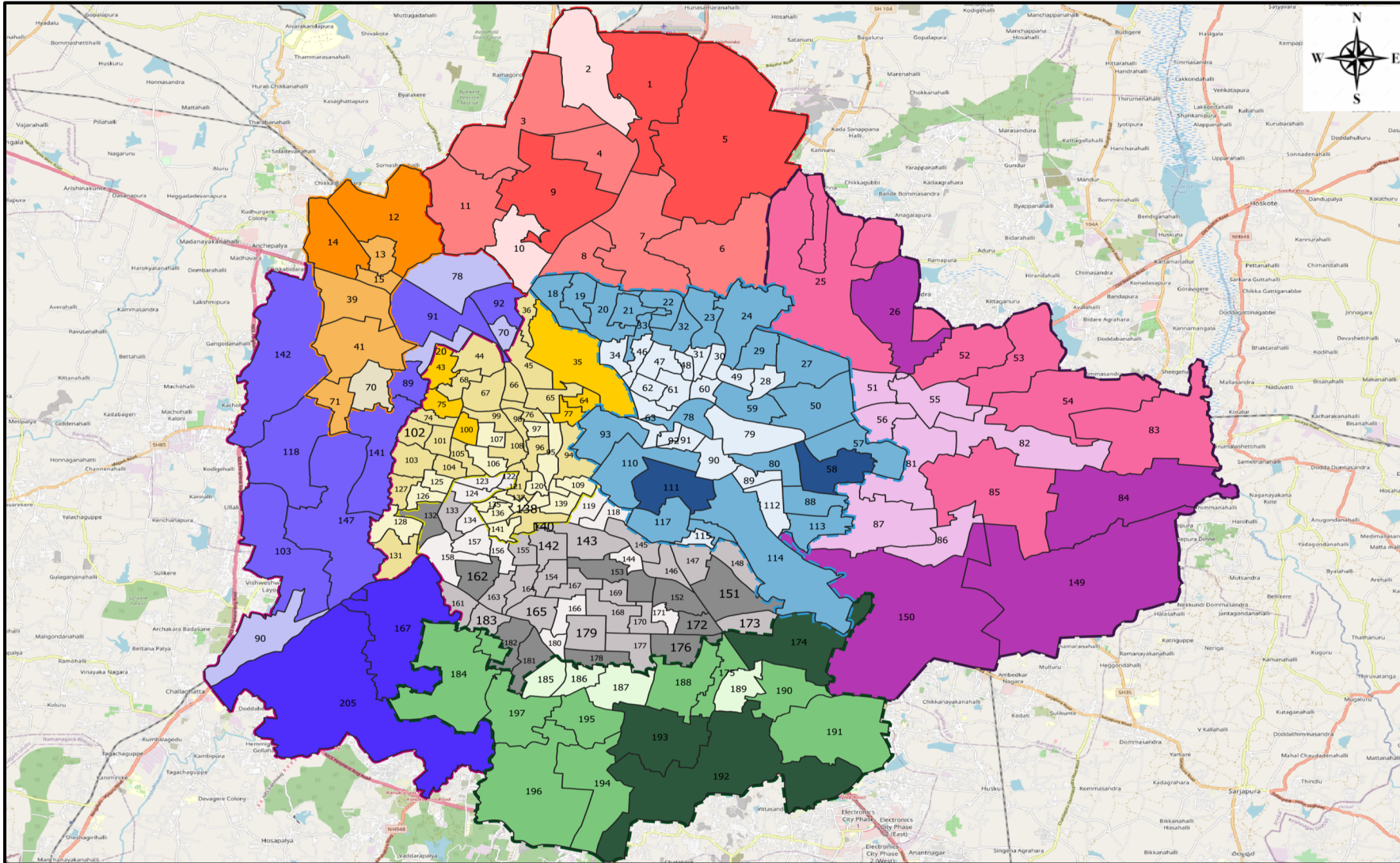
Ward No.	Ward Name
111	SHANTALA NAGAR
150	BELLANDURU
84	HAGADUR
26	RAMAMURTHY NAGAR
149	VARTHURU
83	KADUGODI
174	HSR LAYOUT
160	RAJARAJESHWARI NAGAR
25	HORAMAVU
193	ARAKERE

Top 10 wards reporting least number of positive cases in last 10 days

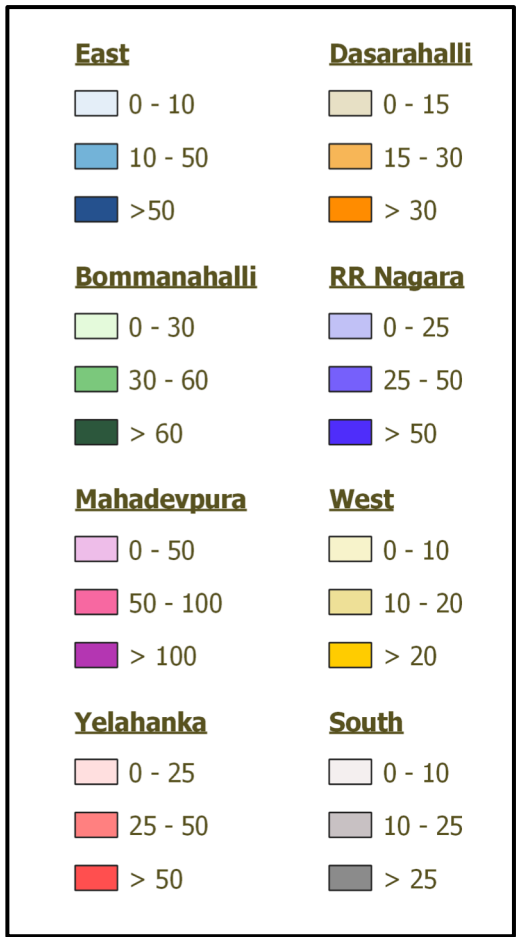
Ward No.	Ward Name
47	DEVARA JEEVANAHALLI
60	SAGAYARAPURA
138	CHALAVADIPALYA
30	KADUGONDANAHALLI
120	COTTONPETE
122	KEMPAPURA AGRAHARA
134	BAPUJI NAGAR
135	PADARAYANAPURA
136	JAGAJIVANRAM NAGAR
137	RAYAPURA



BENGALURU MAP SHOWING TREND OF WARD WISE POSITIVE CASES IN LAST 10 DAYS



Number Of Cases Reported

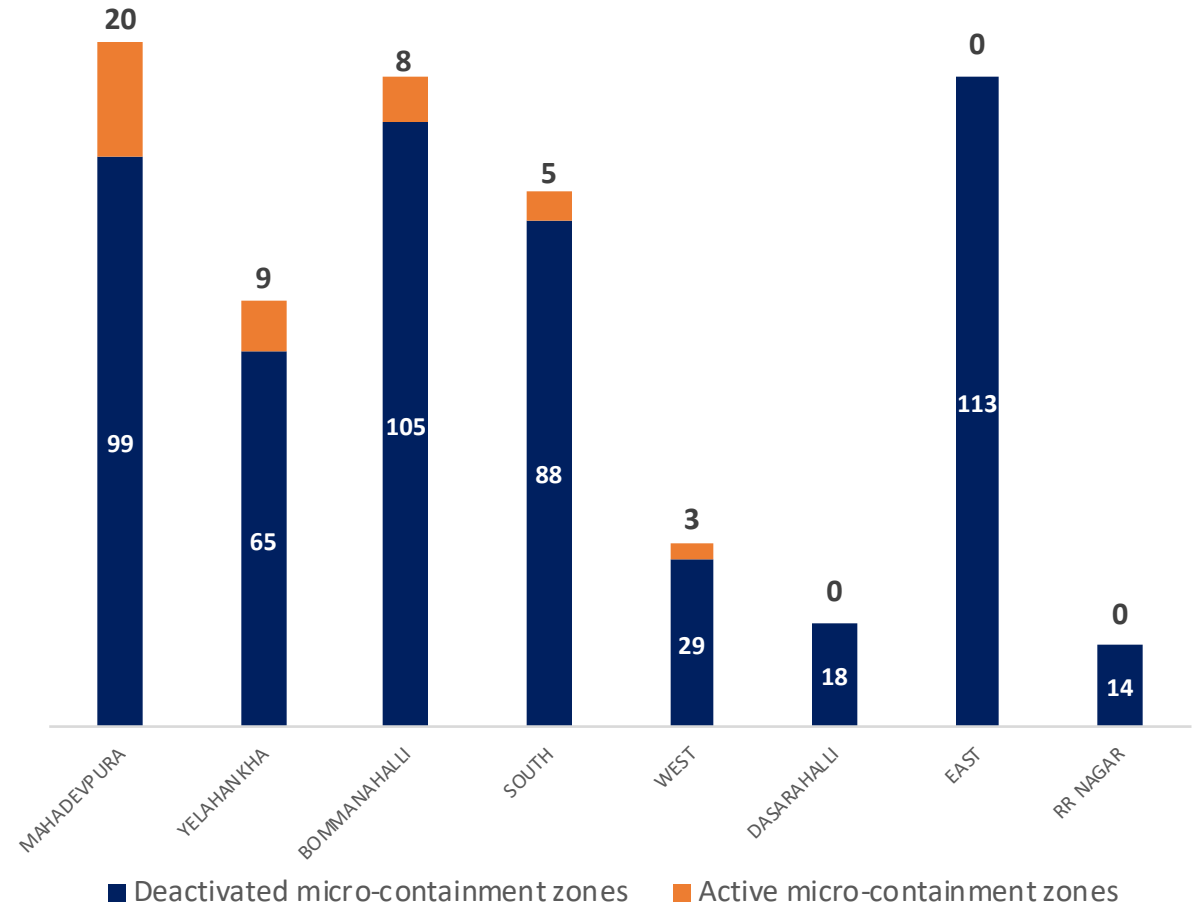




MICRO CONTAINMENT ZONES DETAILS

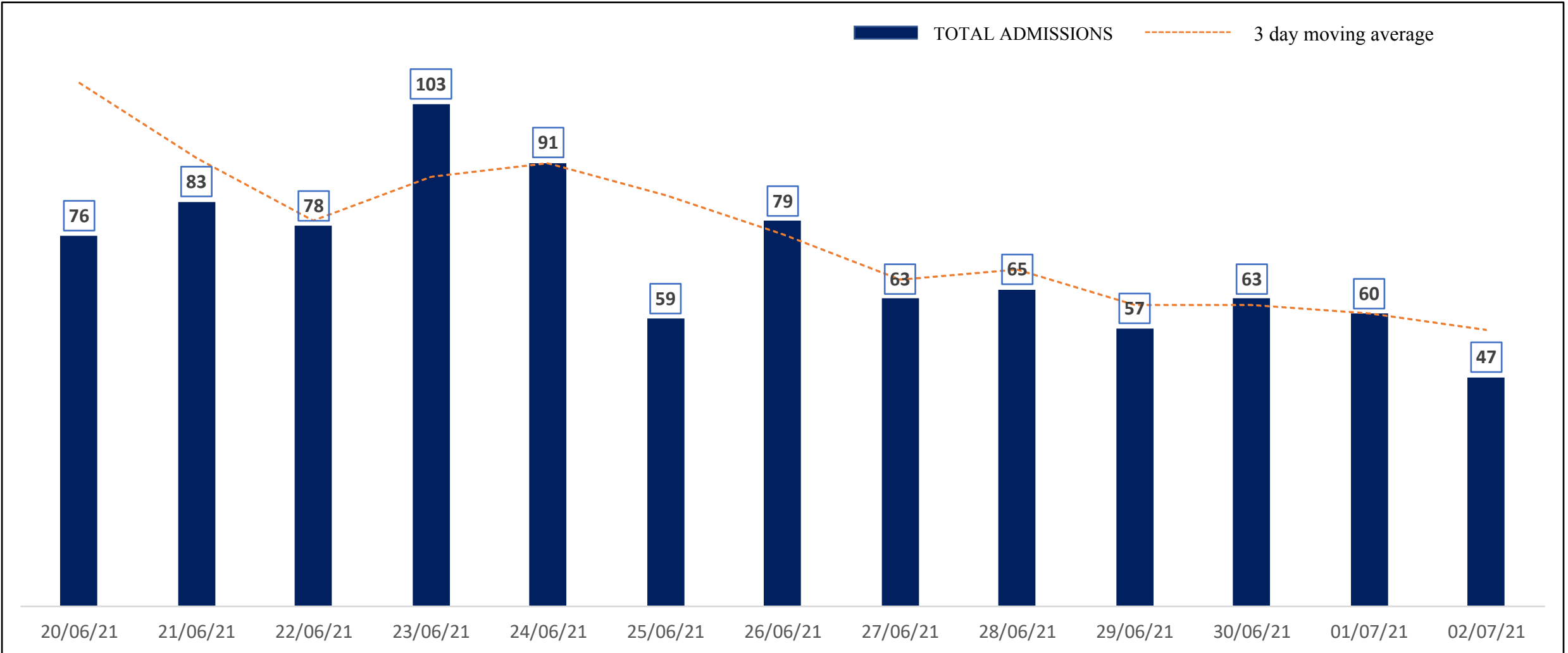


ZONE	Total Declared micro containmnet zones	Total deactivated micro-containment zones	Total active micro-containment zones
MAHADEVPURA	119	99	20
YELAHANKHA	74	65	9
BOMMANAHALLI	113	105	8
SOUTH	93	88	5
WEST	32	29	3
DASARAHALLI	18	18	0
EAST	113	113	0
RR NAGAR	14	14	0
TOTAL	576	531	45





HOSPITAL ADMISSIONS LAST 15 DAYS TREND



* Numbers as per Central Hospital Bed Management System (CHBMS)

* Only Fresh Admissions considered



CCC/TRIAGE CENTRE REPORT – 03.07.2021



ZONE NAME	Total Triage Centres	Triage Details Breakup				Of Today's Triage, Patient Recommended for		
		Triaged till Previous Day	Today's Walk In Triage	Today's MTU Triage	Total Triaged Today	Home Isolation	CCC / MH	Hospital
BOMMANAHALLI	0	798	0	0	0	0	0	0
DASARAHALLI	2	906	2	0	2	1	1	0
EAST	2	457	1	0	1	0	0	1
MAHADEVAPURA	2	1211	1	0	1	0	1	0
RR NAGAR	2	2376	7	1	8	7	0	1
SOUTH	3	1948	3	1	4	3	1	0
WEST	2	671	1	0	1	1	0	0
YELAHANKA	3	1185	6	0	6	3	3	0
TOTAL	16	9552	21	2	23	15	6	2

• data as on 04:00 PM (03.07.2021)

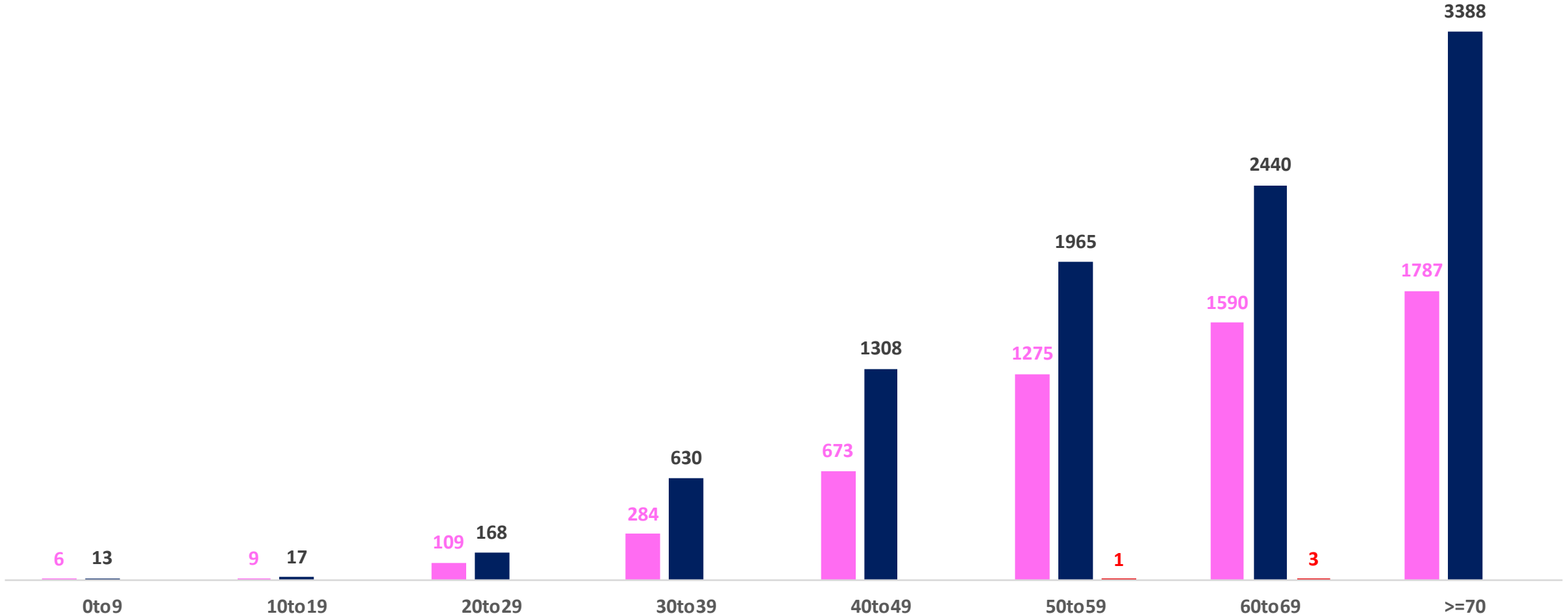


AGE AND GENDER WISE DISTRIBUTION OF DEATH CASES



Death Cases: 15,666

Female Male Transgender





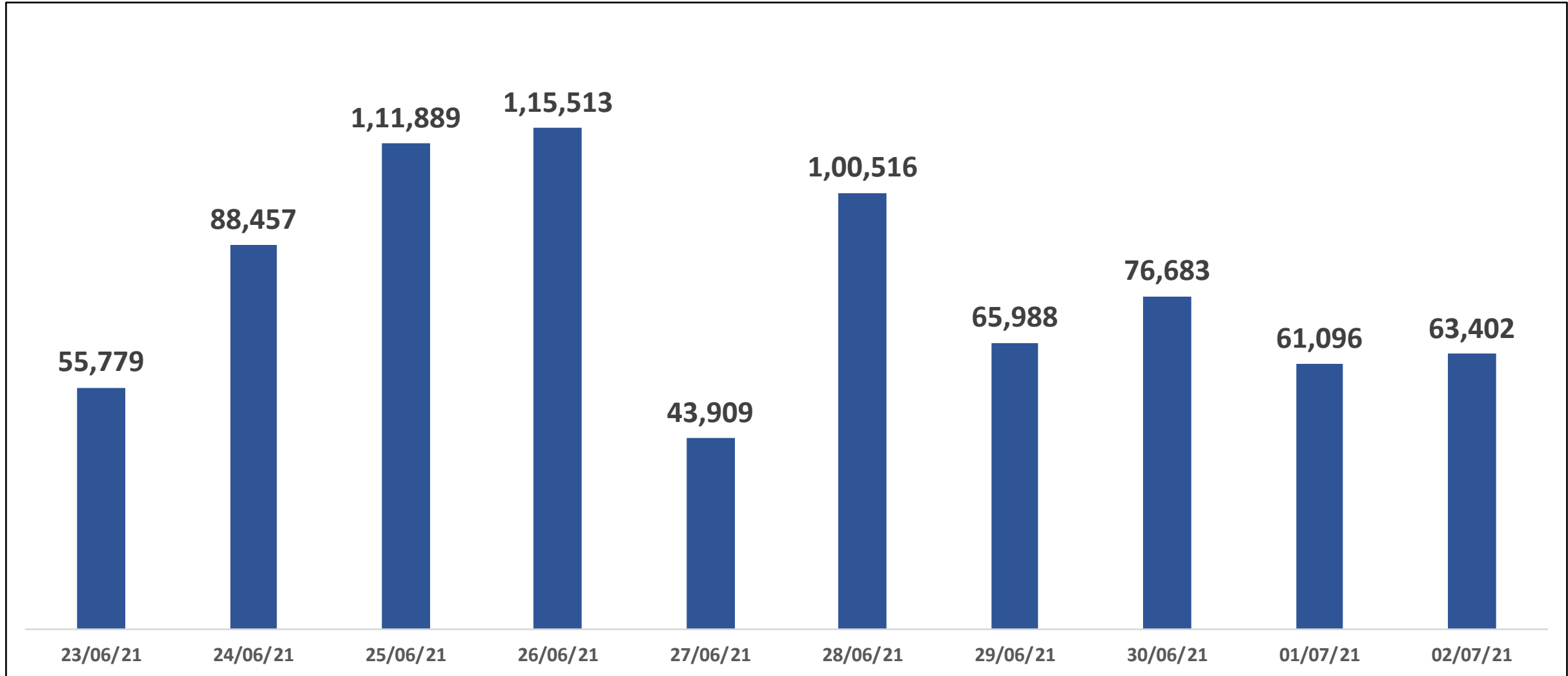
COVID BED STATUS AS ON 03.07.2021



SR. NO.	Facility Type	No. of Hospital	Total Allocated Beds for C+ Patients					Occupied Beds for C+ Patients					Net Available Beds for C+ Patients				
			Gen Beds	HDU	ICU Beds	ICU-V	Total	Gen Beds	HDU	ICU Beds	ICU-V	Total	Gen Beds	HDU	ICU Beds	ICU-V	Total
1	Government Medical Colleges	4	20	621	53	76	770	0	32	14	12	58	20	589	39	64	712
2	Government Hospitals	16	649	208	65	127	1,049	122	45	10	39	216	527	163	55	88	833
3	Private Medical Colleges	12	792	936	136	203	2,067	21	45	28	40	134	771	891	108	163	1,933
4	Private Hospitals	64	656	701	298	169	1,824	162	98	75	84	419	494	603	223	85	1,405
5	Covid Care Centre	16	180	272	-	-	452	68	65	-	-	133	112	207	-	-	319
Total Beds		112	2,297	2,738	552	575	6,162	373	285	127	175	960	1,924	2,453	425	400	5,202



TOTAL VACCINE DOSES ADMINISTERED IN LAST 10 DAYS

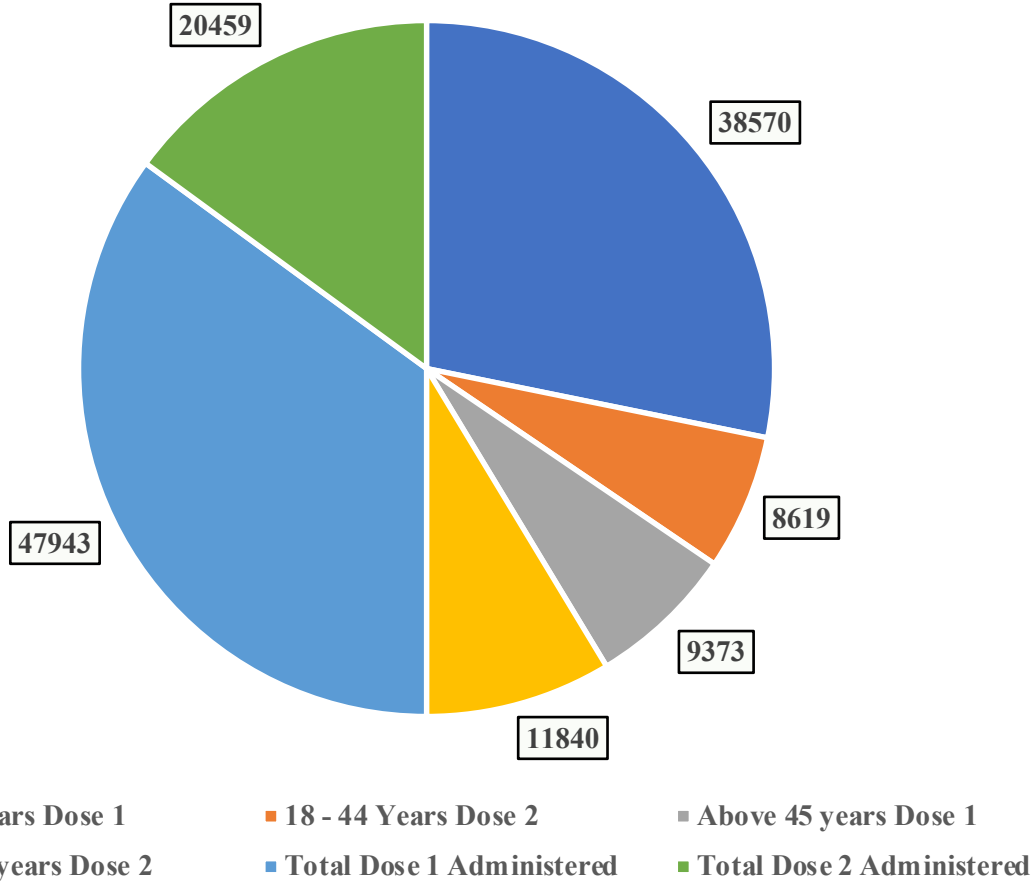




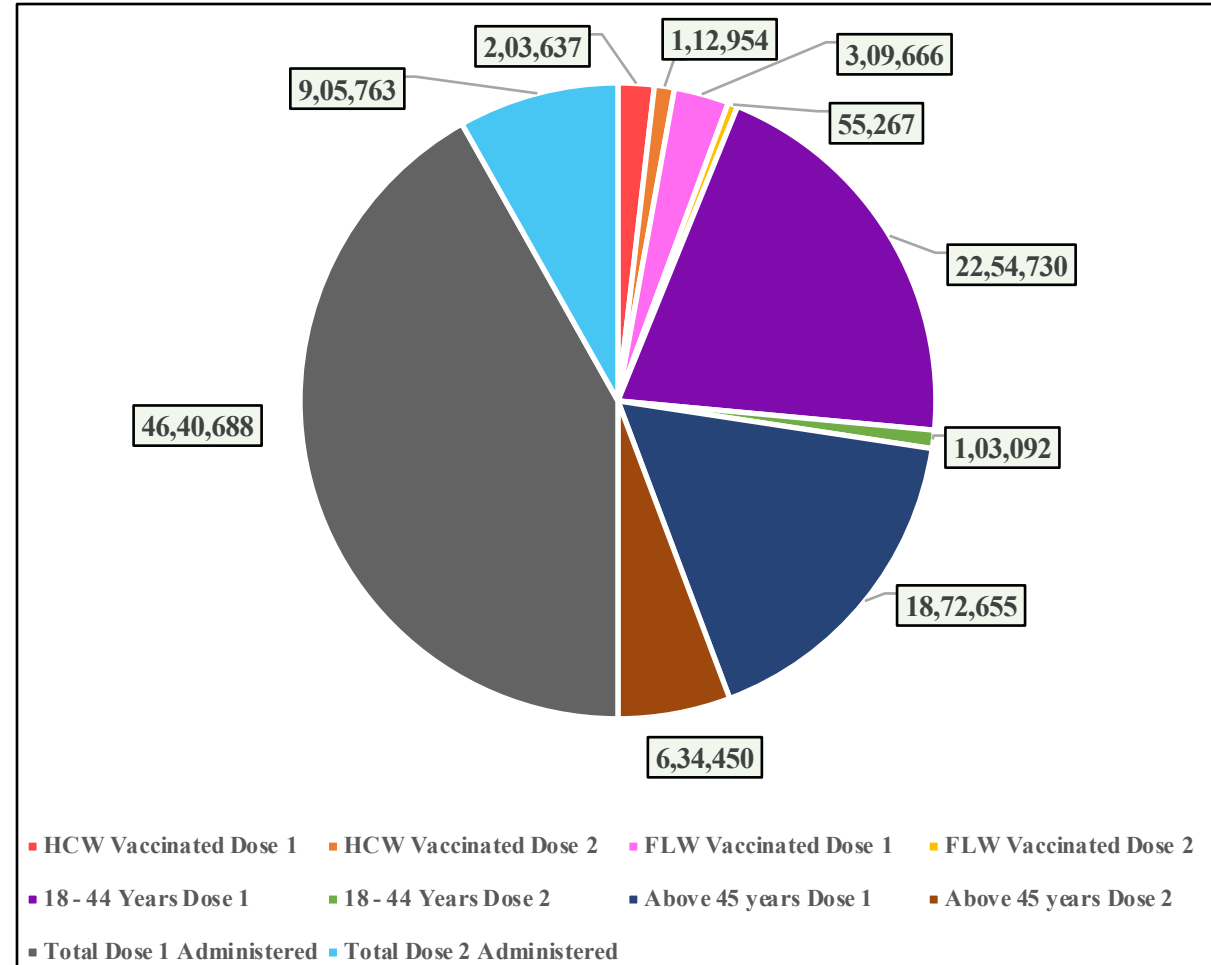
CATEGORY WISE VACCINATION SCENARIO IN BBMP



VACCINATION COVERAGE REPORT ON 02-07-2021



CUMULATIVE VACCINATION COVERAGE REPORT (AS ON 02-07-2021)

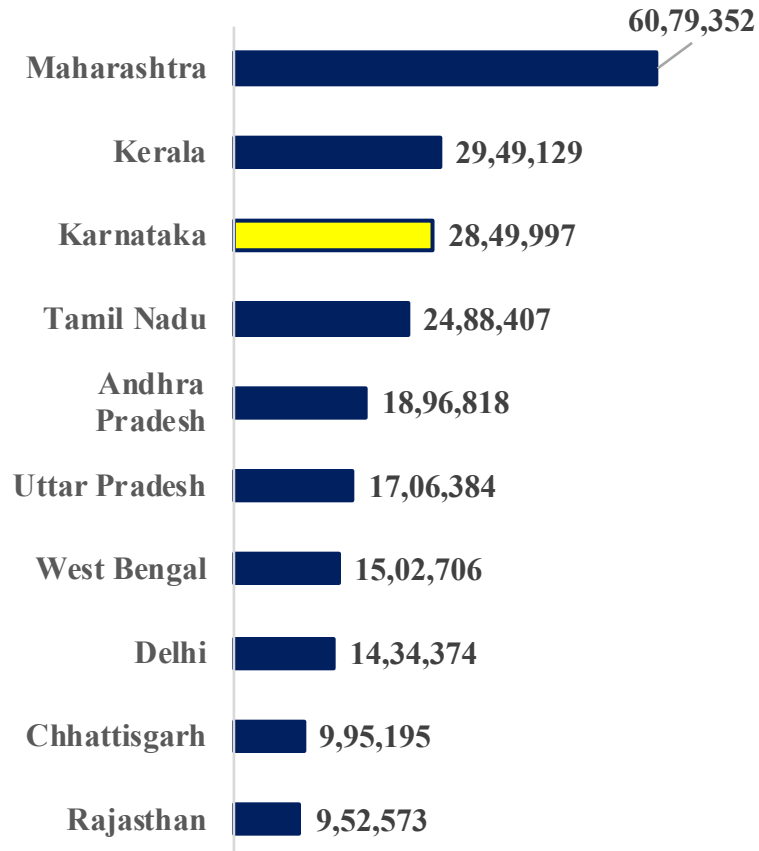




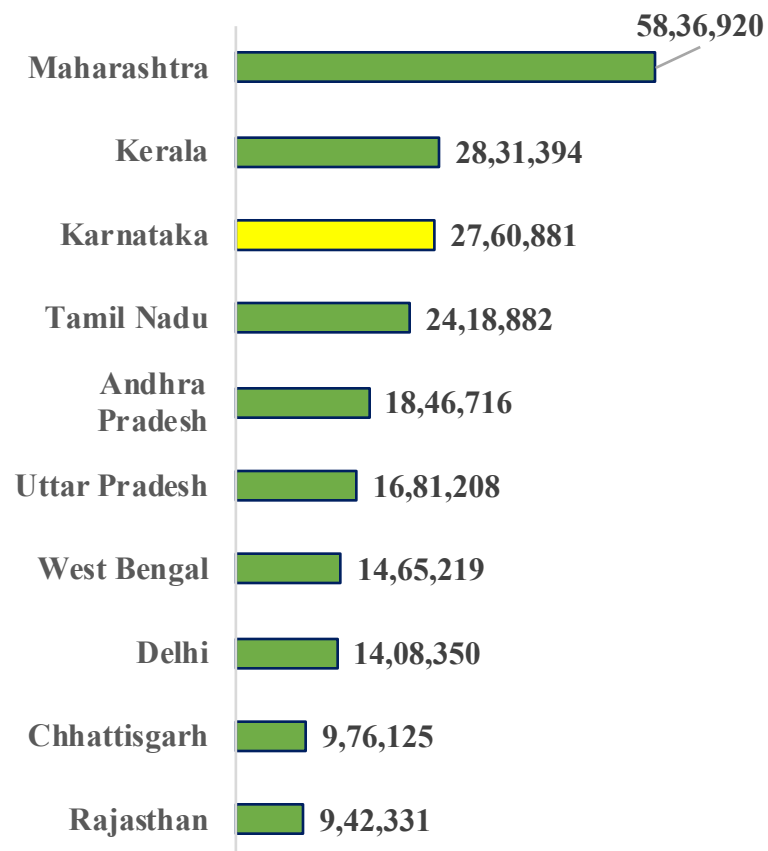
TOP 10 COVID19 AFFECTED INDIAN STATES



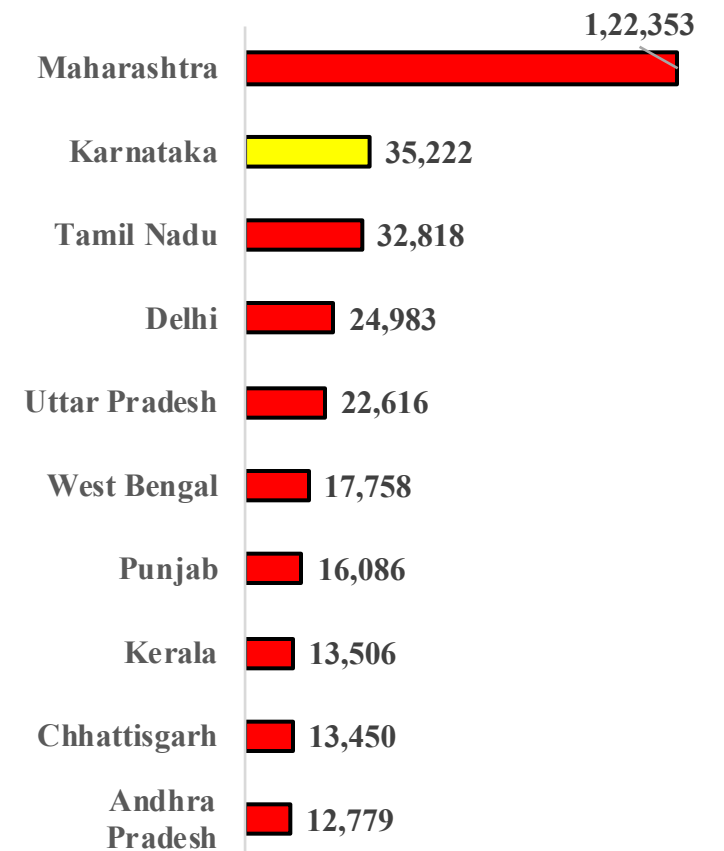
Total Positive Cases



Total Recovered Cases



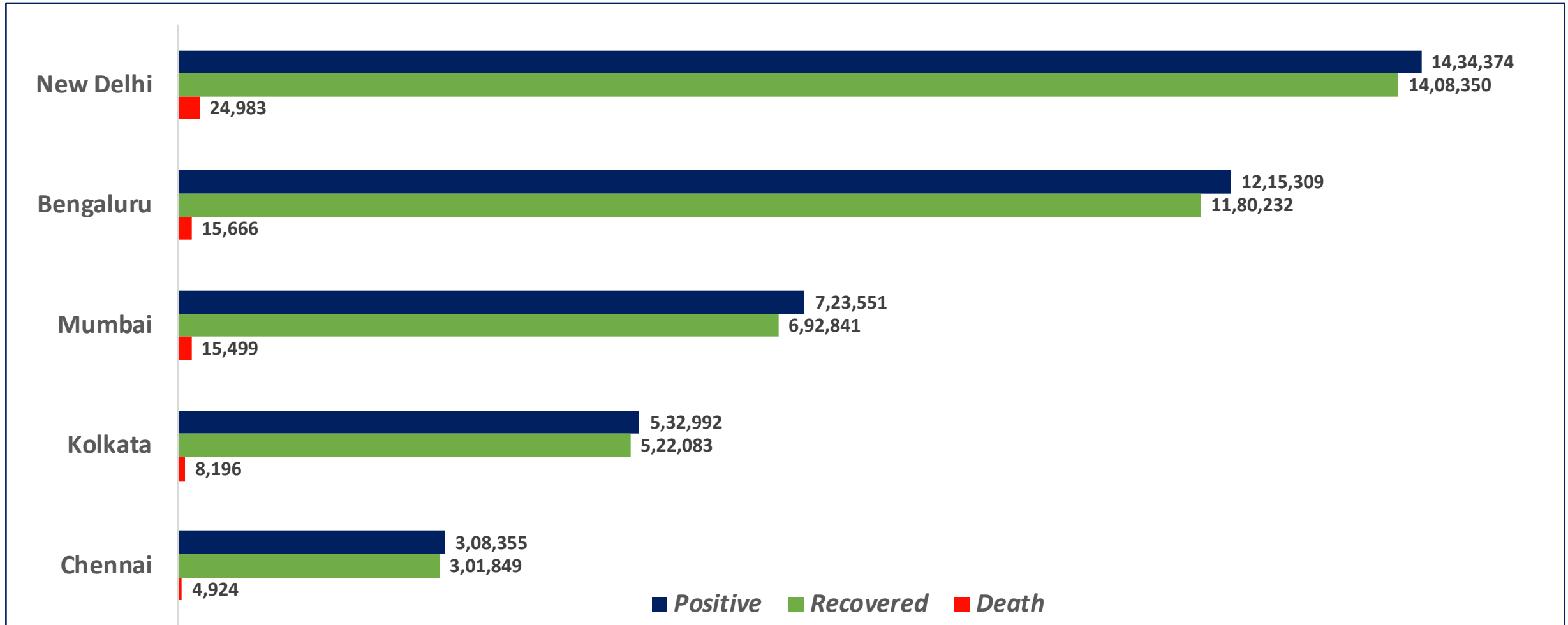
Total Death Cases



Source : <https://www.covid19india.org/> at 6:00 pm (03.07.2021)



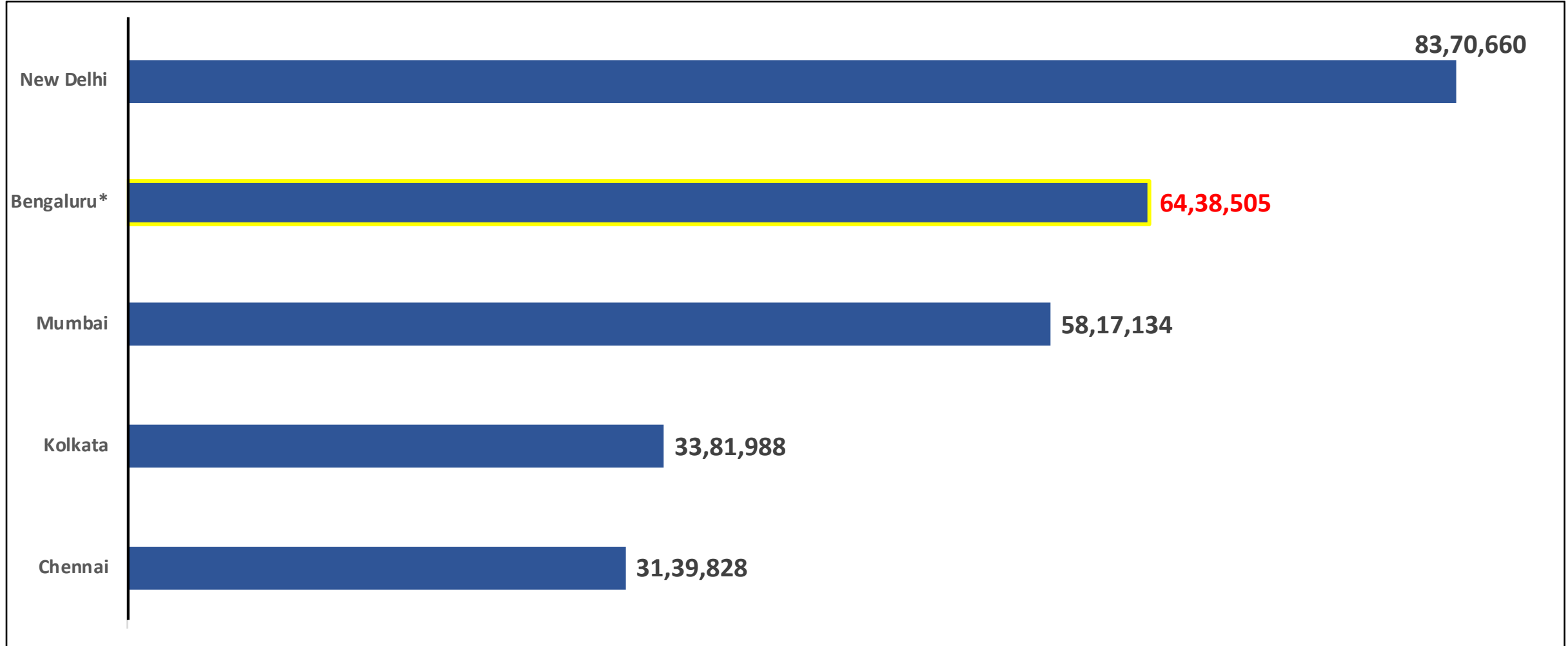
BENGALURU AND OTHER METROPOLITAN CITIES



Source : <https://www.covid19india.org/> at 6:00 pm (03.07.2021)



VACCINE DOSES ADMINISTERED IN BENGALURU AND OTHER METROPOLITIAN CITIES



Source : <https://dashboard.cowin.gov.in/> at 6:00 pm (03.07.2021)

*includes BBMP & Bengaluru Urban



SNAPSHOT OF COVID-19 CASES IN BENGALURU URBAN



**Total Wards With
<=10 Cases* :
48**

**Tests Conducted
On 02.07.2021:
64,237**

**Recovery
Rate:
97.12%**

**Total
Active Cases :
19,311**

**Total Vaccinated on
02.07.2021:
63,402**

**Positivity
Rate* :
1.05%**

**Active
Rate:
1.59%**

**Case
Fatality Rate* :
2.04%**



*Total positive cases In the past 10 days

*CFR and positivity is for Past 7 days



ಬೃಹತ್ ಬೆಂಗಳೂರು ಮಹಾನಗರ ಪಾಲಿಕೆ
Bruhat Bengaluru Mahanagara Palike



Download BBMP Bulletin	https://apps.bbmpgov.in/covid19/mediabulletin.php
For BBMPCovid19 Bed Status:	https://apps.bbmpgov.in/covid19/en/Bedstatus.php
To register for vaccination :	https://selfregistration.cowin.gov.in/
BBMP COVID19 Dashboard:	https://apps.bbmpgov.in/covid19/
Follow us on:	 www.facebook.com/bbmp.comm1/
	 twitter.com/BBMPCOMM

Issued by:


**Honorable Chief Commissioner, BBMP
Special Commissioner Health & IT, BBMP
MD, Bengaluru Smart City Limited**

THANK YOU !

#HELPUSTOHELPUYOU

**VIRUS
HOT SPOTS**

CELLPHONE MONEY KEYS DOOR HANDLE ELEVATOR

 @DHFVKA